

Woodhead®




Industrial Electrical Selection Guide

Balancers
Electric Reels
Hose Reels
Mobile Electrification

Reels

Hand Wind Reels

Hand wind reels are designed for heavy-duty industrial storage applications. Perfect for storing extension cords, or continuous power service.



HW100 HAND WIND REEL

- Heavy Duty design for storage of extension cords, power cables, ropes or hoses
- Center cavity access to the end of conductor

HW300 HAND WIND REEL

- Equipped with slip ring, power cable and plug
- Payout cable has receptacle
- Ideal for continuous service

Maximum capacity - all models

3 cond. #16 AWG SO (.430" dia.) 200 ft.

3 cond. #14 AWG SO (.560" dia.) 125 ft.

3 cond. #12 AWG SO (.640" dia.) 100 ft.

Usable spool volume 500 cubic inch.

3 cond. size	type SO length ft.	cable m	amperage cord off reel	HW100	HW300
#16 AWG	50	15.24	10	HW122	HW322
#16 AWG	100	30.48	10	HW124	HW324
#14 AWG	50	15.24	15	HW132	HW332
#14 AWG	100	30.48	15	HW134	HW334
#12 AWG	50	15.24	15	HW142	HW342
#12 AWG	100	30.48	15	HW144	HW344

Cord Reels

Industrial strength reel has all the convenience, endurance and reliability you need at an easy-to-buy price.

R150 CORD REEL

- Fewer moving parts for long working life
- Removable hub covers for easy maintenance
- Easy tension adjustment
- Ratchet lock w/engage and disengage capability
- Corrosion resistant steel housing
- Rigid or swinging mounts available
- UL listed
- Hand lamp and auto switch options available
- Indoor use only

R150 reels come standard with rigid mount and no hand lamps. To select swinging mount add suffix (S) to part number. To add hand lamp option add the suffix for the type of hand lamp required. Add the suffix (AS) for the auto switch option.

Example: R151S-FE-AS



part no.	conductors	travel	amps/volts	swing mount	hand lamp	auto switch	receptacles
RI51	3c / #16 AWG	15.2m / 50ft	8a / 120v	add - S	FE, M, 13G	add - AS	R, D, T, Q
RI52	4c / #16 AWG	15.2m / 45ft	5.5a / 120v	add - S	-	-	-
RI53	3c / #14 AWG	13.7m / 45ft	11a / 120v	add - S	FE, M	add - AS	R, D, Q
RI54	4c / #14 AWG	9.1m / 30ft	7.5a / 120v	add - S	-	-	-
RI55	3c / #12 AWG	10.7m / 35ft	15a / 120v	add - S	-	add - AS	R, D, Q

Fluorescent Hand Lamp Accessories

The R150 only comes with the 13G style handlamp.

TYPE 13G

TYPE M


TYPE FE



- Type 13G - 13w handlamp with switch in handle unless combined with AS auto switch option.
- Type M - NEMA 5-15R outlet, replaceable lamp switch with reflector for 100w bulb.
- Type FE - Insulated guard without reflector, use with remote or optional auto switch.

Outlet Options

- Receptacle - One NEMA 5-15R outlet (suffix R)
- Dual Outlet - Two 15A GFCI outlets, snap door cover (suffix D)
- Quad Outlet - Four NEMA 5-15R outlets (suffix Q)



Reels

Cable Reels

Cable reels are designed for top performance, long service life and easy maintenance. Ideal for hoists, electric tools and moving equipment.

POW-R-MITE CABLE REELS

- Factory assembled with Type S0 or W cable
- Reels constructed with spring tension to lift or stretch cable with 10% sag
- Containerized main-spring for safe and easy handling
- Modular collector ring
- 30 amp collector ring on 200, 300, and 400 models
- 35 or 75 amp collector ring on 5000M models
- Adjustable cable guide with anti cable “lock-out” feature
- UL listed – 200, 300 and 400 models
- CSA Certified available



POW-R-MITE Selector For easy selection, choose amperage, cable size, number of conductors and cable length from shaded area below.

rated amps	cable AWG size	no. cond.	length m / ft									
			6.1 / 20	7.6 / 25	9.1 / 30	10.7 / 35	11.6 / 38	12.2 / 40	13.7 / 45	15.2 / 50	18.3 / 60	21.3 / 70
9	16	3	232B*		224B*			231B*		228B*		5137BL*
7	16	4	242B		234B			244B		238B		5147BL
7	16	6								206B		5167BL
6	16	8					208B			485B		5187BL
5	16	10			403B					5105BL		5207BL
5	16	12			413B					5115BL		5217BL
13	14	3	332C**	253C**	233C**			334C**		358C**		5137CL**
11	14	4	342C	363C	343C			344C	367C	345C		5147CL
11	14	6				306C				5165CL		5267CL
8	14	8	308C		483C						5286CL	
7	14	10	402C							5205C		
6	14	12	5112CL					5214CL				
18	12	3	332D	383D	333D	385D		434D		435D		5137DL
14	12	4	342D		394D			444D		445D	5146DL	
14	12	6			463D						5266DL	
12	12	8	482D							5285DL		
22	10	3	242E		433E			434E		5135EL		5237EL
16	10	4	452E		443E			5144EL		5245EL		5247EL
14	10	6	462E							5365EL		
14	10	8			5283EL							
40	8	2			5123FL					5225FL		
35	8	3			5133FL					5235FL		
32	8	4	5142FL					5344FL				
55	6	2			5223GL					5325GL		
45	6	3			5333G:							
44	6	4	5342GL									

* See page 2 for end of cable options **Q, R, D, M, FE, 13G

Reels

Static Discharge Grounding Reels

Eliminates static build-up. Spring-operated automatic retrieve reels.

2050 STATIC DISCHARGE REELS

- Spring operated automatic retrieve reel
- Stranded steel aircraft cable is 3/32"
- Light, constant spring tension on the cable
- 100 ampere ground clamp
- Rubber cable stop



part no.	cable length m - ft.	net weight kg - lbs.	resistance ohms
2050	15.24 - 50	5.44 - 12	2

Hand-Wind Reels

Designed for general and industrial use. Ideal for production areas, maintenance and service areas, wash down equipment and service vehicles. Reels do not include hose.

CL CH

- Heavy steel construction
- Corrosion resistant epoxy powder-coat finish
- Spring tension brake
- Brass swivel
- Simple mounting for floor, wall or work bench
- Nitrile seals

Note: Hose not included



Low Pressure (300PSI)

part no.	inlet hose fitting (NPT)	hose inner diameter	hose outer diameter	capacity m - ft.
CL102	1/4"	1/4"	5/8"	30.4 - 100
CL103	3/8"	3/8"	3/4"	15.2 - 50
CL203	3/8"	3/8"	3/4"	30.4 - 100

High Pressure (3,000PSI)

part no.	inlet hose fitting (NPT)	hose inner diameter	hose outer diameter	capacity m - ft.
CH102	1/4"	1/4"	5/8"	30.4 - 100
CH202	1/4"	1/4"	5/8"	60.8 - 200
CH103	3/8"	3/8"	3/4"	15.2 - 50
CH203	3/8"	3/8"	3/4"	30.4 - 100
CH303	3/8"	3/8"	3/4"	106.4 - 350
CH304	1/2"	1/2"	7/8"	82.0 - 270

Spring Driven Reels

Aero-Motive® Series Premium Industrial Grade

These premium reels are designed to withstand the toughest industrial challenges. Ideal for production lines, material handling equipment, service areas, maintenance applications and service vehicles.

PA

PB

- Steel construction for long life in industrial applications
- Containerized main spring for safe, easy maintenance
- Adjustable guide arm - eight positions
- Six-roller guide to protect hose
- Brass and stainless steel fluid path
- Durable epoxy powder-coat finish
- Ratchet lock and easy tension adjustment
- Hose stop included with all models
- Nitrile seals
- Anti-lockout ratchet design



Six-roller design minimizes hose wear.



Brass and stainless steel design for long life.

PA, PB Hose Specs

Low pressure (to 300PSI)	Type PVC tube Black PVC cover Max Temp: 158°F (70°C)
--------------------------	--

Low Pressure (300PSI)

part no.	inlet hose fitting (NPT)	hose inner diameter	length m - ft.	pressure PSI
PAL230	1/4"	1/4"	9.1 - 30	300
PAL200	1/4"	without hose		300
PAL330	3/8"	3/8"	9.1 - 30	300
PAL300	3/8"	without hose		300
PBL350	3/8"	3/8"	15.24 - 50	300
PBL300	3/8"	without hose		300
PBL435	1/2"	1/2"	10.6 - 35	300
PBL400	1/2"	without hose		300
PBL450	1/2"	1/2"	15.24 - 50	300

Other hose types available consult factory.

Specialty Reels

WB Series

Designed for general and industrial Oxygen/Acetylene welding. Ideal for production lines, material handling equipment, service areas, maintenance applications and service vehicles.

WB Series

- Steel construction for long life in industrial applications
- Containerized main spring for safe, easy maintenance
- Adjustable guide arm for wall, ceiling, or truck mount
- Four roller guide to protect hoses
- UL Listed (without hose) for oxygen/acetylene, map gas, propane, and natural gas
- Forged brass fluid path with fluorocarbon seals
- Durable epoxy powder-coat finish
- Ratchet lock and easy tension adjustment
- Lead-in hose and hose stop included with all models



Hose Features

- Rubber core, rubber cover
- 200 PSI working pressure
- -25°C (-13°F) to 70°C (158°F)
- Rated for oxygen/acetylene only
- Consult factory for other optional hose types

part no.	inlet hose fitting (NPT)	hose inner diameter	length m - ft.	pressure PSI
WB230	1/4"	1/4"	9.1 - 30	200
WB250	1/4"	1/4"	15.2 - 50	200
WB265	1/4"	1/4"	19.8 - 65	200
WB200	without hoses	without hoses	-	200

Tool Positioner

Positioners, Retractors & Balancers

0.5 - 4.5 kg 1.0 - 10.0 lb

- Holds an object in desired position within travel range without use of a ratchet or locking device
- Easy downward tool mobility
- Simple upward repositioning of load, requiring only a force equal to the weight of the suspended object
- Minimizes operator fatigue in repetitive-motion applications with light loads
- Easy tension adjustment by placing screwdriver or coin into slot of shaft
- For light duty use



Accessory Tool Clip (only)
Model # 01146P0015

part no.	weight range (kg)	travel (m)	weight range (lb)	travel (ft.)
GM31	0.5 - 4.5	1.4	1.0 - 10.0	4.7

Retractors

RB Retractors

0.5 - 1.8 kg 1.0 - 4.0 lb



RF Retractors

1.8 - 3.6 kg 4.0 - 8.0 lb



F Retractors

0.4 - 10.0 kg 1.0 - 22.0 lb



RB and RF Retractors

- Heavy-duty, long-life spring for lasting performance
- Easy tension adjustment - no tools required
- RB retractor has a 360° swivel hanger for a full range of motion
- RF retractor features a 360° forged steel swivel hanger
- Quick installation
- Durable nylon cord for long life and reduced maintenance (RB)
- Convenient snap-type tool clip for easy tool handling
- RF comes with nylon coated stranded steel cable
- Alignment of hanger and tool hook for smooth, efficient use

part no.	weight range (kg)	travel (m)	weight range (lb)	travel (ft.)
RB2	0.5 - 0.9	1.6	1.0 - 2.0	5.2
RB4	0.9 - 1.8	1.6	2.0 - 4.0	5.2
RB210	0.5 - 0.9	3.04	1.0 - 2.0	10

part no.	weight range (kg)	travel (m)	weight range (lb)	travel (ft.)
RF6	1.8 - 2.7	2.0	4.0 - 6.0	6.6
RF8	2.7 - 3.6	2.0	6.0 - 8.0	6.6

F Retractors

- Easy tension adjustment with no special tools required
- Heavy-duty steel construction for long life
- Long-lasting main spring designed to minimize spring flexing and fatigue
- Tool can be set at desired position with adjustable cable stop
- Durable 2.5 mm diameter stranded steel aircraft cable

part no.	weight range (kg)	travel (m)	weight range (lb)	travel (ft.)
5F	0.4 - 2.3	2.4	1.0 - 5.0	8
10F	1.8 - 4.5	2.4	4.0 - 10.0	8
15F	3.6 - 6.8	2.4	8.0 - 15.0	8
22F	7.3 - 10.0	2.4	16.0 - 22.0	8

Balancers

BF Balancers

1.4 - 10.9 kg 3.0 - 24.0 lb

- Heavy-duty, long-life spring for lasting performance
- Automatic lock prevents load from falling if spring loses tension
- Snap-type tool clip for simplified attachment and removal
- Forged steel 360° swivel hanger
- High-impact composite housing for extra durability
- Ratchet lock (on BFL models) holds cable at desired position
- Shackle design instead of hook and spring clip provides extra-secure mounting
- 3 mm diameter stranded galvanized steel cable



part no.	weight range (kg)	travel (m)	weight range (lb)	travel (ft.)
BF6	1.4 - 2.7	2.0	3.0 - 6.0	6.6
BF9	2.7 - 4.1	2.0	6.0 - 9.0	6.6
BF13	4.1 - 5.9	2.0	9.0 - 13.0	6.6
BF18	5.9 - 8.2	2.0	13.0 - 18.0	6.6
BF24	8.2 - 10.9	2.0	18.0 - 24.0	6.6

EB Balancers

8.2 - 27.3 kg 18.0 - 60.0 lb

- Cast aluminum construction
- Containerized main spring for safe, easy spring handling
- Automatic drum lock secures load even if tension drops suddenly
- Manual drum lock for easy tool replacement
- Full range of motion with 360° swivel hanger
- Easy external adjustment with no special tools
- Swaged steel cable assembly
- Easy cable replacement without disassembly
- Ratchet lock version (EB/R) holds cable at desired position
- 3 mm diameter stranded galvanized steel cable



part no.	weight range (kg)	travel (m)	weight range (lb)	travel (ft.)
EB25000	8.2 - 11.4	2	18.0 - 25.0	6.6
EB35000	11.4 - 15.9	2	25.0 - 35.0	6.6
EB45000	15.9 - 20.5	2	35.0 - 45.0	6.6
EB48S00	15.9 - 21.8	1.5	35.0 - 48.0	4.9
EB60S00	20.5 - 27.3	1.5	45.0 - 60.0	4.9

EA Balancers

2.3 - 28.0 kg 5.0 - 62.0 lb

- Tapered drum minimizes tension build-up
- Wear-Guard® coated drum protects cable
- Automatic drum lock secures load even if tension drops
- Manual drum lock for easy tool replacement
- Containerized main spring for safe, easy spring handling
- Declutching hub prevents spring damage
- Ratchet lock version (EL) holds cable at desired height
- Safety support chain included
- 3 mm diameter stranded galvanized steel cable



part no.	weight range (kg)	travel (m)	weight range (lb)	travel (ft.)
10EA	2.3 - 5.0	1.8	5.0 - 11.0	6.0
20EA	5.0 - 9.0	1.8	11.0 - 20.0	6.0
30EA	9.0 - 14.0	1.8	20.0 - 31.0	6.0
40EA	13.0 - 18.0	1.8	19.0 - 40.0	6.0
50EA	18.0 - 23.0	1.8	40.0 - 51.0	6.0
60EA	23.0 - 28.0	1.8	51.0 - 62.0	6.0

Balancers

JA Balancers

6.0 - 45.0 kg 13.0 - 100.0 lb



KA Balancers

38.0 - 110.0 kg 84.0 - 243.0 lb



LA Balancers

79.0 - 168.0 kg 174.0 - 370.0 lb



JA, KA and LA Balancers

- Quick, easy tool changes with manual drum lock
- Automatic drum lock secures load even if tension drops
- Easy external adjustment with no special tools
- Full range of motion with 360° swivel hanger
- Four roller guide to protect cable
- Wear-Guard® coated drum protects cable and prevents premature failure
- Containerized main spring for safe, easy spring handling
- Declutching hub prevents spring damage, even if spring is reverse wound
- Shackle design provides extra-secure mounting
- Constructed from high tensile-strength cast aluminum
- 5 mm diameter stranded galvanized steel cable
- Secondary support chain included

part no.	weight range (kg)	travel (m)	weight range (lb)	travel (ft.)
20JA	6.0 - 11.0	2.1	13.0 - 25.0	7.0
30JA	11.0 - 16.0	2.1	24.0 - 35.0	7.0
40JA	13.0 - 20.0	2.1	29.0 - 45.0	7.0
50JA	18.0 - 25.0	2.1	40.0 - 55.0	7.0
70JA	24.0 - 32.0	2.1	53.0 - 70.0	7.0
80JA	31.0 - 39.0	2.1	68.0 - 86.0	7.0
90JA	36.0 - 41.0	2.1	79.0 - 90.0	7.0
100JA	40.0 - 45.0	2.1	88.0 - 100.0	7.0

part no.	weight range (kg)	travel (m)	weight range (lb)	travel (ft.)
110KA	38.0 - 52.0	2.1	84.0 - 115.0	7.0
120KA	52.0 - 57.0	2.1	115.0 - 126.0	7.0
134KA	56.0 - 66.0	2.1	124.0 - 146.0	7.0
156KA	65.0 - 75.0	2.1	143.0 - 165.0	7.0
170KA	72.0 - 79.0	2.1	159.0 - 175.0	7.0
192KA	79.0 - 91.0	2.1	174.0 - 200.0	7.0
220KA	91.0 - 100.0	1.8	200.0 - 221.0	6.0
240KA	100.0 - 110.0	1.8	221.0 - 243.0	6.0

part no.	weight range (kg)	travel (m)	weight range (lb)	travel (ft.)
210LA	79.0 - 95.0	2.1	174.0 - 210.0	7.0
230LA	95.0 - 107.0	2.1	209.0 - 236.0	7.0
250LA	106.0 - 113.0	2.1	234.0 - 250.0	7.0
260LA	113.0 - 120.0	2.1	249.0 - 265.0	7.0
280LA	120.0 - 127.0	2.1	265.0 - 280.0	7.0
290LA	127.0 - 132.0	2.1	280.0 - 291.0	7.0
300LA	131.0 - 136.0	2.1	289.0 - 300.0	7.0
330LAS	136.0 - 150.0	1.5	300.0 - 331.0	5.0
350LAS	150.0 - 159.0	1.5	330.0 - 350.0	5.0
370LAS	163.0 - 168.0	1.5	350.0 - 370.0	5.0

Accessories

Torque Reels 1515T

Torque reels are reeling devices primarily designed for suspending push-button pendant stations weighing up to 15 lbs. A lock mechanism permits the operator to stop a load at a desired height, while a slight pull on the cable releases the lock.

2.3 - 6.8 kg 5.0 - 15.0 lb

- Easy load height adjustment; a slight pull on the cable releases the lock
- Features an off switch to disengage locking mechanism when constant tension is required
- Easy external tension adjustment
- Adjustable cable stop, snap hook, multi-directional guide, forged clevis top mount, and 15 feet of cable
- Rigid mount included on model 1515TR
- 3/32" diameter stranded galvanized steel cable



1515T Hanging Torque Reel

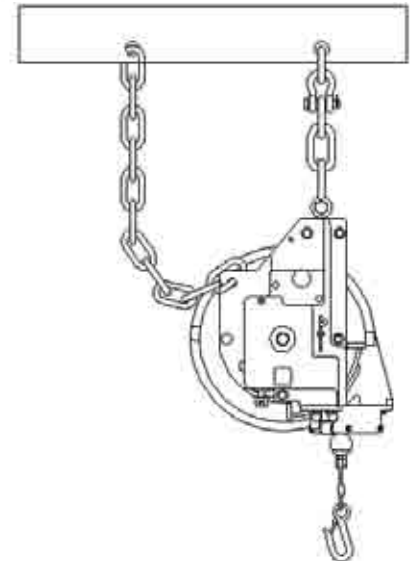


1515TR Rigid Mount Torque Reel

part no.	weight (kg)	travel (m)	tension buildup (kg)	weight (lb)	travel (ft.)	tension buildup (lb)
0515T	2.3	1.58	3.20	5.0	15.0	7.0
1015T	4.5	1.58	5.50	10.0	15.0	12.0
1515T	6.8	4.58	8.64	15.0	15.0	19.0
1515TR	6.8	4.58	8.64	15.0	15.0	15.0

Secondary Support Chains & Cable

- Provides additional safety by preventing balancer from accidentally falling due to failure of the support structure
- Chain or cable attaches to the balancer and to a support other than the balancer support
- The length of the chain or cable should be kept to an absolute minimum and may need to be adjusted.



Support Chain

part no.	length (mm)	length (in)	description
SSPLC	483	19	for EA, EB, JA, KA & LA
SSPEC	508	20	for F, & 1515T

Support Wire Cable

part no.	length (mm)	length (in)	description
SSPBR	508	20	for RF & BF
SSPRR	388	15.25	for RB

Mobile Electrification Woodhead®

What is Mobile Electrification?

Delivering power to the right place at the right time is only part of what goes into Woodhead's Mobile Electrification Power Systems. Performance with precision, especially under the most extreme conditions is critical in terms of your mobile electrification needs. Years of development and experience have allowed Woodhead to provide the most innovative, cost-effective and performance-ready Mobile Electrification Systems to the market.

Woodhead delivers a wide range of mobile electrification solutions for your needs with its product offerings including cable reels, festoon systems, slip rings, and conductor bar systems. Woodhead's Conductor Bar System – Pow-R-Feed® – leads the industry in mobile electrification solutions with a multitude of features.

5100 Wire Rope Festoon

Series 5100 wire rope supported systems are designed for simple applications with limited travel distance and speed requirements.

The systems are to be used with a maximum cable diameter of 0.91" for round cable or hose and .30" thickness for flat cable. Working travel up to 68 ft. and weight capacity of 9 lbs. per carrier.

System includes: two end clamps, two eyebolts, five clamps, one ball stop, intermediate carriers and nylon covered rope.

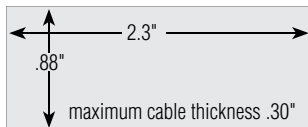
5100

WIRE ROPE FESTOON

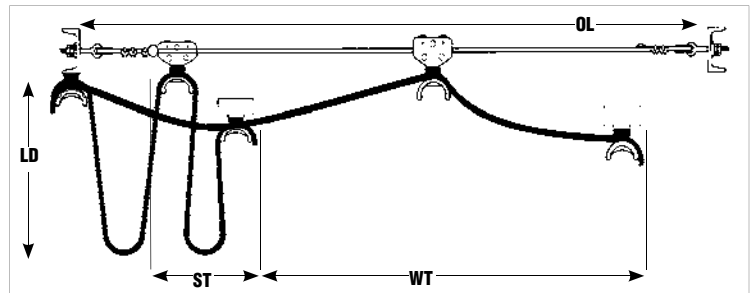
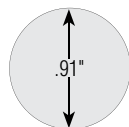
- Concave nylon wheels
- Nylon body
- Neoprene clamp pad
- 3/16" diameter wire rope, nylon coated to 1/4"
- Round and flat cable available
- Order complete system with one model number



5110 window size



5120 maximum diameter



5110 Flat Cable System - Maximum Cable Thickness .30"

model	WT ft.	OL ft.	LD in.	max. cable wt. lbs. / ft.	ST ft.	number of carriers	CR ft.*
5110-02-025	16	36	18.7	1.44	1.05	2	20
	21	48	23.7	1.09	1.05	2	26
5110-04-045	27	36	30.5	1.44	1.75	4	33
	36	48	39.4	1.09	1.75	4	43
5110-06-060	38	36	42.2	1.44	2.45	6	46
	51	48	55.1	1.09	2.45	6	60
5110-08-075	50	36	54.8	1.44	3.15	8	60
	66	48	70.8	1.09	3.15	8	77

5120 Round Cable System - Maximum Cable Outside Diameter .91"

model	WT ft.	OL ft.	LD in.	max. cable wt. lbs. / ft.	ST ft.	number of carriers	CR ft.*
5120-02-025	15	36	17.5	1.38	0.84	2	19
	20	48	22.5	1.05	0.84	2	24
5120-04-040	26	36	29.1	1.38	1.40	4	32
	35	48	38.1	1.05	1.40	4	41
5120-06-055	37	36	40.7	1.38	1.97	6	44
	50	48	53.7	1.05	1.97	6	59
5120-08-075	48	36	52.2	1.38	2.53	8	57
	65	48	69.2	1.05	2.53	8	76

* Cable Required



Can't find what you need or need assistance in configuring your system? Please contact our tech support team at 800-225-7724.


Mobile Electrification

4400 Box Track Festoon

The series 4400 box track supported systems are designed for use on large hoists, overhead cranes, conveyors and transfer equipment.

The systems are to be used with a travel speed up to 260 F.M.P. and a weight capacity of 88 lbs. per carrier.


System includes: track, hanger brackets, joint brackets, carriers, end stops and end clamps. Round systems also include appropriate saddle kits.



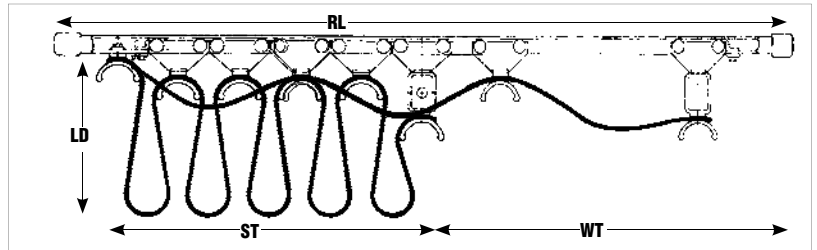
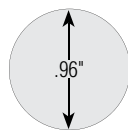
4400 BOX TRACK FESTOON

- Self aligning joint clamps with positive locks
- Ball bearing contoured steel wheels
- Galvanized steel body
- Neoprene clamp pad on 4410 models
- Galvanized steel saddle on 4421 models

4410 window size



4421 maximum diameter



4421 Round Cable System - Cable Diameter .60" to .96"

model	WT ft.	LD in.	number of cars	ST ft.	CR* ft.	RL ft.
4421-36-003	14	36	3	1.0	24	17
4421-36-006	28	36	6	2.0	42	32
4421-36-009	42	36	9	2.9	61	47
4421-36-015	70	36	15	4.9	99	77
4421-48-004	25	48	4	1.3	38	28
4421-48-006	36	48	6	2.0	52	40
4421-48-009	55	48	9	2.9	77	60

4410 Flat Cable System - Maximum Cable Thickness .45"

model	WT ft.	LD in.	number of cars	ST ft.	CR* ft.	RL ft.
4410-36-003	16	36	3	0.8	23	19
4410-36-006	32	36	6	1.6	42	36
4410-36-009	46	36	9	2.4	58	50
4410-36-015	79	36	15	3.9	96	85
4410-48-004	27	48	4	1.1	36	30
4410-48-006	42	48	6	1.6	53	46
4410-48-009	64	48	9	2.4	78	68

* Cable Required

Mobile Electrification

4200 Box Track Festoon

The series 4200 Value Plus box track supported systems are designed for use on small cranes, monorail hoists and transfer equipment.

This system offers a travel speed up to 175 F.P.M. and a weight capacity of 26 lbs. per carrier.

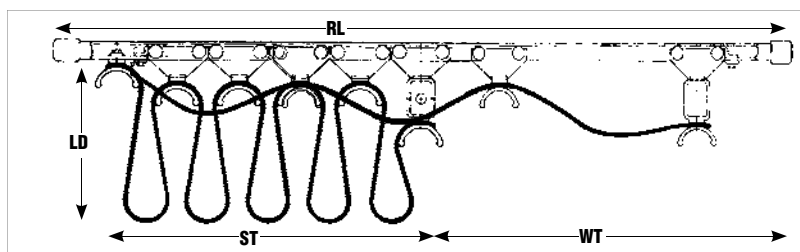
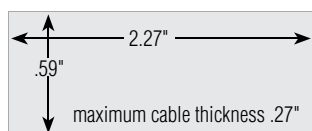
System includes: track, hanger brackets, joint brackets, carriers, end stops, end caps and end clamps



4 2 0 0 BOX TRACK FESTOON

- Self aligning joint clamps with positive locks
- Nylon body, saddle and wheels for durability and light weight
- Neoprene clamp pads compensate for uneven cable stacking up to 1/8"

4245 window size



Due to the custom applications of this system tech support is standing by to offer assistance.

4245 Flat Cable System - Maximum Cable Thickness .27"

model	WT ft.	LD in.	number of cars	ST ft.	CR* ft.	RL ft.
4245-36-003	15	36	3	0.8	22	18
4245-36-006	30	36	6	1.6	40	34
4245-36-009	45	36	9	2.4	57	49
4245-36-015	74	36	15	3.9	91	80
4245-48-004	25	48	4	1.1	34	28
4245-48-006	36	48	6	1.6	46	40
4245-48-009	56	48	9	2.4	69	60

* Cable Required. (5 ft. included for hook up; add more if needed.)

I-Beam Festoon

Series 6000 I-beam systems are used when cable/hose weight and travel speed exceed the capacity of box track systems. I-beam systems may also be selected due to environmental conditions or simply because a suitable I-beam is already in place. These systems are purchased as individual components to be mounted on the customer's beam.

A line of low-cost I-beam festoon components are also available that provide more flexible options for smaller cable packages.



Mobile Electrification

Pow-R-Feed® Conductor Bar System


Pow-R-Feed provides a solution to applications where other methods of electrification are limited by space, speed, or hostile environments. The rigid PVC housing and neoprene sealing strips keep out contaminants; the compact cross section fits in areas with limited clearance. Rapid, easy setup provides for cost-efficient installation. The continuous contact surface reduces arcing, brush wear, corrosion and thermal expansion problems.

APPLICATIONS

- Plant automation and continuous testing applications where multiple signals are required and where it is important to maintain uninterrupted operations
- High speed automated storage and retrieval systems for both power and data signals: Transfer guides allow collector trolleys to move with mobile equipment in all three axes
- Overhead cranes where continuous duty is important and both maintenance and downtime must be minimized
- Coal handling, pulp and paper mills and textile mills: Sealed and continuously connected housings ensure high performance even in these difficult environmental Conditions.

SYSTEM FEATURES

- Universal housing for up to seven conductors
- Straight bar as well as horizontal, vertical and curve applications
- Continuous copper conductor strips – no joints!
- Current capacities 50 to 160 amps
- Travel speeds exceed 1,000 feet per minute
- Flexible sealing strips to protect against dust, humidity and corrosion
- Easily expanded or modified
- Ideal system for both control current and data/signal transmission
- Fast, easy installation
- Unlimited system length
- Indoor/outdoor applications
- No thermal expansion problems
- Compact design
- No exposed live electrical parts
- CSA certified
- Multiple conductors can be combined for increased ampacity

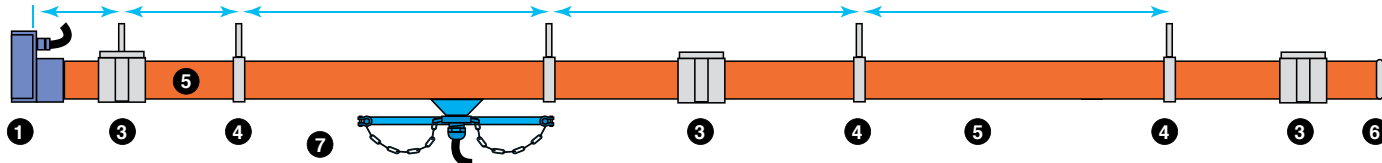


Typical System Configurations

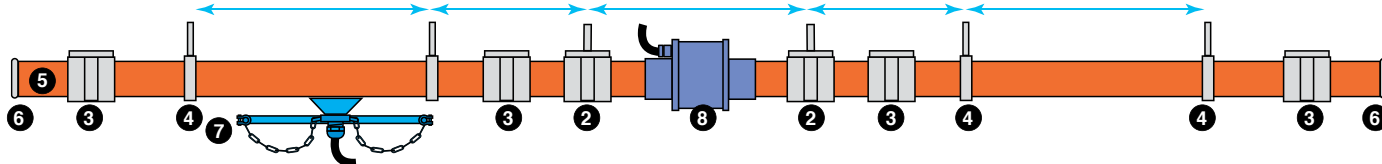
COMPONENTS

- | | |
|---------------------|--------------------------|
| 1 End Feed Box | 5 Housing |
| 2 Fixed-Point Clamp | 6 End Cap |
| 3 Joint Clamp | 7 Trolley w/Tow Arm |
| 4 Sliding Hanger | 8 Line Feed / Splice Box |

END FEED SYSTEM



LINE FEED SYSTEM



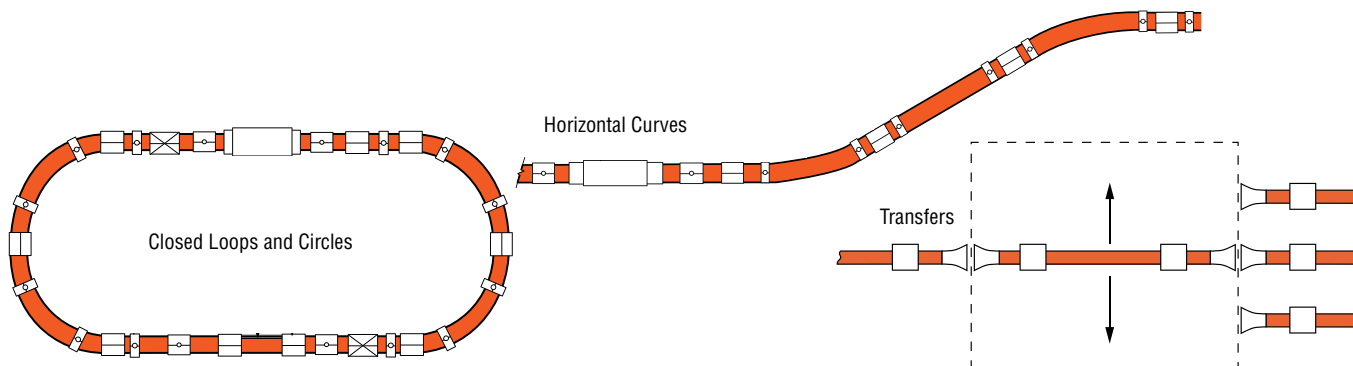
Mobile Electrification

Standard Collector Trolleys

Trolleys are available for 3, 4, 5, 6 and 7 conductors.
Trolley may be connected in parallel to draw higher amperages.
Consult Technical Support for parallel trolley connectors:
1-800-225-7724.

TROLLEY FEATURES

- Carbon/bronze alloy contact brush with rounded corners, stainless steel compression springs and double shunts
- 2 meter pigtail prewired to each trolley
- Available glass filled nylon wheels allow for high speeds
- Wear resistant trolley body
- Dovetail wheel set connection for quick mounting
- Double middle brush for optimum trolley stability
- Detachable trolley neck for quick cable and strain relief replacement



When ordering a system, all components and hardware including continuous copper conductor strips, universal housing for up to seven conductors and support and joint hardware must be custom configured and properly specified for each application and environment. **Trolleys, tow arms, transition boxes and flexible sealing strips must be ordered separately.**

For assistance in configuring a system, contact our Technical Support at 1-800-225-7724. Please have the following info available:

- | | |
|---|---|
| <input type="checkbox"/> The number of conductors required | <input type="checkbox"/> Ambient conditions (temperature, dust, humidity, chemical, etc.) |
| <input type="checkbox"/> The housing length of the system. Each housing section is 4 meters long. > 1 meter = 3.28 feet | <input type="checkbox"/> Transfers or curved sections |
| <input type="checkbox"/> Type of equipment to be fed by Pow-R-Feed® | <input type="checkbox"/> Any special position or path concerns |
| <input type="checkbox"/> Track configuration: straight, curved (give details) | <input type="checkbox"/> Duty cycle (traverse & electrical) |
| <input type="checkbox"/> Total travel distance | <input type="checkbox"/> Electrical data (volts, amps, AC/DC) |
| <input type="checkbox"/> Maximum travel speed | <input type="checkbox"/> Power supply (wire size or conduit size) and location relative to system |



Plug into the industry's most powerful brand.

For heavy-duty electrical products, there's no better source than Woodhead. With names such as Daniel Woodhead® and Aero-Motive®, we offer the most complete lines in the industry. Everything from lighting, reels and wiring devices to grips, balancers and outlet boxes.

For more than 80 years, Woodhead products have been recognized as "best in their class" and with good reason. No other electrical products offer more in terms of quality, especially in harsh-duty applications.

Don't accept imitations. For performance, reliability and safety, there's no better source than Woodhead.

Woodhead®
BALANCERS

Woodhead®
ELECTRIC REELS

Woodhead®
ELECTRICAL SPECIALTIES

Woodhead®
HOSE REELS

Woodhead®
LIGHTING

Woodhead®
MOBILE ELECTRIFICATION

Woodhead®
PORTABLE POWER

Woodhead®
WIRING DEVICES

Woodhead®
WIRE MESH GRIPS

Woodhead®

woodhead.com

United States
Chicago, IL
1 800 225 7724

Canada
Mississauga, Ontario
+1 905 624 6518

Europe
United Kingdom
+44 1495 356300

Asia
Singapore
65 6268 6868

Japan
Nagoya
+81 52 221 5950